

## Burgess-Peterson Academy

Date: **Oct 20, 2022**

Time: **6:00 PM**

Location: **ZOOM**

**728 592 0945 password = bpa**

I. Call to order: **6:02 PM**

II. Roll Call

Role	Name <i>(or Vacant)</i>	Present or Absent
Principal	David White	Present
Parent/Guardian	Anna Beale-Smith	Present
Parent/Guardian	Joya Burson	Present
Parent/Guardian	Melanie Williams	Present
Instructional Staff	Corey Gray	Present
Instructional Staff	Morgan King Ray	Present
Instructional Staff	Krista Reilly	Present
Community Member	Ryan Downey	Present
Community Member	Cole Hewitt	Present
Swing Seat	Chameka Batiste	Present

Quorum Established: **Yes**

III. Action Items


- a. **Approval of Agenda:** Motion made by: **C. Gray**; Seconded by: **M. King Ray**  
**Members Approving:** All  
**Members Opposing:** None  
**Members Abstaining:** None  
**Motion Passes**
- b. **Approval of Previous Minutes:** Motion made by: **C.Gray**; Seconded by: **M.King Ray**  
**Members Approving:** All  
**Members Opposing:** None  
**Members Abstaining:** None  
**Motion Passes**

- c. **Action Item 1: Approve New Community Member**  
Motion made by: [M. King Ray](#); Seconded by: [M. Williams](#)  
**Members Approving:** All  
**Members Opposing:** None  
**Members Abstaining:** None  
**Motion Passes**
- d. **Action Item 2: Rank Strategic Priorities**  
Motion made by: [A. Beale-Smith](#); Seconded by: [M. King Ray](#)  
**Members Approving:** All  
**Members Opposing:** None  
**Members Abstaining:** None  
**Motion Passes**

## IV. Discussion Items

- a. **Discussion Item 1:** Continuous Improvement Plan Presentation and 45-Day Check In  
i. Principal White discussed BPA's strengths, challenges, and needs.

Burgess-Peterson Academy



Needs Assessment

Strengths	Opportunities/Challenges
BPA's Average Daily Attendance Remained STRONG in 2022	BPA's % of Proficient and Above for MATH is far lower than ELA and flat
BPA's % of Students Scoring Proficient and Above for ELA 53% v. APS @ 31%	BPA's 5th graders did particularly poorly in MATH re: Proficient and Above
BPA's % of Students Scoring Proficient and Above for MATH 50% v. APS @ 31%	Our black students outperform the district average considerably. However, there still exists a gap in outcomes when comparing black and white students in ELA and Math.
BPA's % of Students Scoring Proficient and Above in ELA is UP by 23% since 2016	Our SWD subgroup outperforms the district, however, there is still a gap in outcomes for this subgroup at BPA.
The number of BPA 3rd, 4th, 5th graders grew by 3.7% for Reading/ELA from 2019 to 2022. This is the 3rd highest growth increment among all elementary schools.	
Our Overarching Needs	
<p>Literacy: Continue to Implement Structured Literacy (OG-based phonics) with modeling, monitoring and feedback as well as Structured Literacy training for all homeroom and special education teachers.</p> <p>To be on track for our strategic plan goals, BPA needs to increase the percentage of students scoring at Proficient or higher in ELA from 53% (2022) to 60% (2023).</p>	<p>Numeracy: We will implement improved structure to the oversight of movement through critical content in mathematics, more modeling and feedback (coaching cycle) and more support implementing hands-on learning in mathematics. Particularly at Grade 5.</p> <p>To be on track for our strategic plan goals, BPA needs to increase the percentage of students scoring at Proficient or higher in Math from 50% (2022) to 60% (2023.)</p>
<p>Whole Child &amp; Student Support</p> <p>We need to identify and support the various needs (SEL, MTSS, Uniform Assistance, Food Assistance) of BPA students and their families.</p>	

- ii. Principal White discussed our SMART Goals - also reflected in our Strategic Plan

SMART Goals (Elementary/Middle School)		
The percentage of 3, 4, 5 grade students at BPA scoring at Proficient or higher on the GMAS ELA test will increase from 53% to 60% by Spring 2023.	The percentage of 3, 4, 5 grade students at BPA scoring at Proficient or higher on the GMAS MATH test will increase from 50% to 60% by Spring 2023.	At least 90% of students and families will participate in the BASC 3 BES and the School Climate and Satisfaction Surveys this school year with at least 80% of parent respondents reporting that they feel their children are Safe and Happy at BPA.
Progress Monitoring Measures		

- iii. Principal White discussed how BPA progress monitors to identify soft spots and areas for growth.

### Our Current Progress Monitoring Measures

#### Literacy

- MAP reading assessment 3x yearly
- Use MAP data to ID students for Intervention, MTSS, tutoring opportunities
- MAP data reports to correlate likely outcomes on GMAS
- MAP data review with Teachers Q1 and Q3

#### Numeracy

- MAP math assessment 3x yearly
- Use MAP data to ID students for Intervention, MTSS, tutoring opportunities
- MAP data reports to correlate likely outcomes on GMAS
- MAP data review with Teachers Q1 and Q3

#### Whole Child

- SEL lessons every morning, every classroom
- SEL Lesson Plans provided by Counselor
- BASC 3 BES reports to guide touchpoints and interventions as needed
- Attendance and CARE Team meet bi-weekly to surface and solve problems

## b. Discussion Item 2: MAP Data

### i. Principal White shared BPA's Fall MAP Data

MAP Growth Achievement Level Predictions by Grade  
Georgia Milestones Achievement Level Predictions are only made for Grades 2-8 tests taken in English  
\*click a grade-level or section to generate a list of students in that category combination below\*

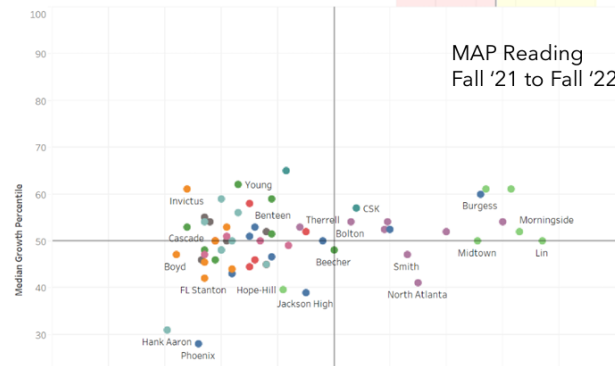
School	Window	Tested Grade	Exam	Exams					
Burgess	Fall 2021-2022	02	Reading	84	27%	30%	25%	18%	
		03	Reading	72	19%	24%	28%	29%	
		04	Reading	71	20%	28%	30%	23%	
		05	Reading	71	20%	34%	38%	8%	
		05	Reading	71	20%	34%	38%	8%	
	Fall 2022-2023	02	Reading	78	14%	28%	38%	19%	
		03	Reading	88	15%	24%	35%	26%	
		04	Reading	67	18%	16%	30%	36%	
		05	Reading	66	14%	18%	47%	21%	
		05	Reading	66	14%	18%	47%	21%	

MAP Growth Achievement Level Predictions by Grade  
Georgia Milestones Achievement Level Predictions are only made for Grades 2-8 tests taken in English  
\*click a grade-level or section to generate a list of students in that category combination below\*

School	Window	Tested Grade	Exam	Exams					
Burgess	Fall 2021-2022	02	Math	84	20%	40%	32%	7%	
		03	Math	72	26%	26%	38%	10%	
		04	Math	72	21%	51%	25%		
		05	Math	72	32%		54%	11%	
		05	Math	72	32%		54%	11%	
	Fall 2022-2023	02	Math	84	6%	37%	43%	14%	
		03	Math	87	10%	31%	44%	15%	
		04	Math	67	18%	25%	43%	13%	
		05	Math	66	11%	48%	30%	11%	
		05	Math	66	11%	48%	30%	11%	

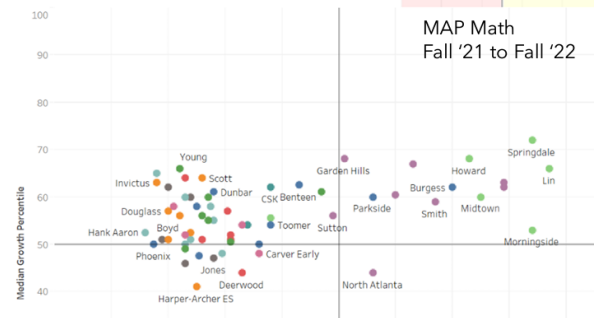
#### District Growth Achievement Quadrant View

Select any point to see the prior growth and achievement percentages. Hover over a point to reveal the timeframe and details. Use the filters to show data by subgroup. Select the "Color by:" parameter on the left to update the scatter plot for cluster or associate superintendent.

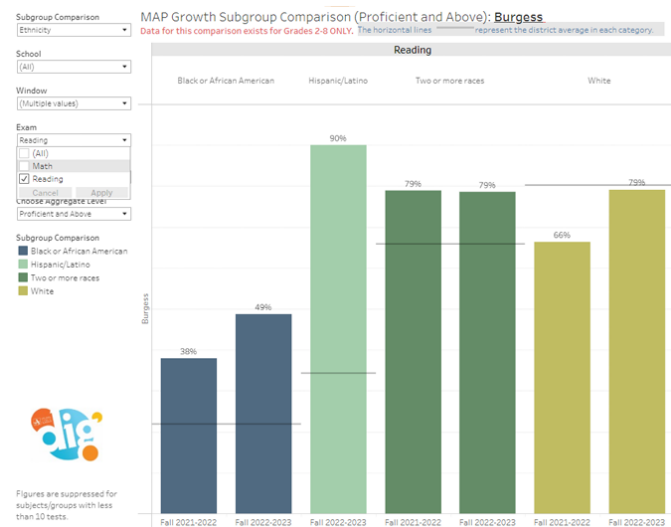
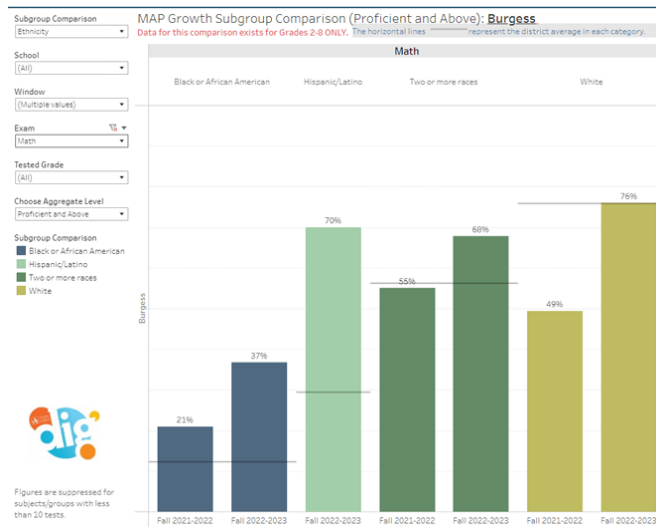


#### District Growth Achievement Quadrant View

Select any point to see the prior growth and achievement percentages. Hover over a point to reveal the timeframe and details. Use the filters to show data by subgroup. Select the "Color by:" parameter on the left to update the scatter plot for cluster or associate superintendent.



## Mr. White shared sub-group data from MAP.



## c. Discussion Item 3: Strategic Plan and Continuous Improvement Plan Alignment

Mr. White discussed the CIP.

The CIP was compared to our Strategic Plan.

Quarterly Continuous Improvement Check-In		
School Name: Burgess-Peterson Academy		Associate Superintendent: Goodwine
Continuous Improvement Plan Goal #1: Improve Outcomes in ELA and Math		
Completed Action Steps	Evidence of Completed Actions Steps (Implementation or Student/Teacher progress data)	Artifacts available
1. Identified and Implemented 42 Black Students for inclusion in FEV Online Tutoring twice weekly September - December (subgroup closure)	Usage Reports	FEV Contract and Student Rosters
2. Completed and Implemented BPA Early Literacy Scope and Sequence to include explicit phonics instruction K-3	Scope and Sequence Doc.	Scope and Sequence Doc.
3. Coaching and Spot Checks for DO THE MATH during intervention time. Teachers worked with Math Coach to select Modules based on pacing and content	Math Coach's Records	
Summary of next steps and district support needed to continue progress:		
Action Steps in Progress	Anticipated Date of Completion	Necessary Resources to Complete Step
1. Scope and Sequence for 4th and 5th to include MORPHOLOGY		
2. FEV Tutoring for Q3 will focus on Black Students who scored proficient on Math but need a boost to move into Distinguished. (Subgroup Closure)		
3. Family Early Literacy Night is planned for Tuesday, October 25 – Looking Forward to this first annual event!		

Quarterly Continuous Improvement Check-In		
School Name:		Associate Superintendent:
Continuous Improvement Plan Goal #2: Whole Child and Intervention		
Completed Action Steps	Evidence of Completed Actions Steps (Implementation or Student/Teacher progress data)	Artifacts available
1. Administered Fall MAP to identify students for Tier 2 and 3 and EIP and Tutorial opportunities	Rosters for Tier 2 and 3 as well as FEV tutoring opps. EIP Rosters	MAP Reports, IC Tagging for EIP, MTSS Monthly Report for T2&3
2. Identified Black students for inclusion in Talent Development opportunities during the morning WIN block. (subgroup closure)	TD Roster from Gifted Teacher	
3.		
Summary of next steps and district support needed to continue progress:		
Action Steps in Progress	Anticipated Date of Completion	Necessary Resources to Complete Step
1. BASC III BESS is in progress this week and will wrap up next week. Students will be identified for support based on data from that survey.	October 8, 2022	Time

## Strategic Plan v. Continuous Improvement Plan

### Strat Plan Goals (Multi-Year)

- **Improve RDG outcomes** on GMAS to 65% Spring 2023
- **Improve MATH outcomes** on GMAS to 65% Spring 2023
- **Increase BPA's Climate** Star Rating from 4 to 5 Stars
- BPA will be Re-Authorized in 2024 with All **IB PYP** Standards Met


### CIP Goals (One Year)

- **Improve Outcomes in ELA and Math** (Proficient +, 3, 4, 5)
- **Whole Child and Intervention** (SEL, BASC, Counseling, SSW, MAP, Intervention and SST)
- **Signature Programming** (Continue to Grow the IB PYP)
- **Family Engagement** (Family Literacy Night, Family Math Night, Family IB Night, PTA)



## d. Discussion Item 4: Fall ACES Presentation

Principal White discussed ACES data presented at the data.



## d. Discussion Item 5: Progress on the Strategic Plan Priorities

## e. Discussion Item 6: Strategic Plan Update

- The team discussed wordsmithing adjustments to strategies on the Strategic Plan. The team wants to add a strategy around sub-groups. Principal White will workshop the wording and present it to the team at the next Go Team meeting.

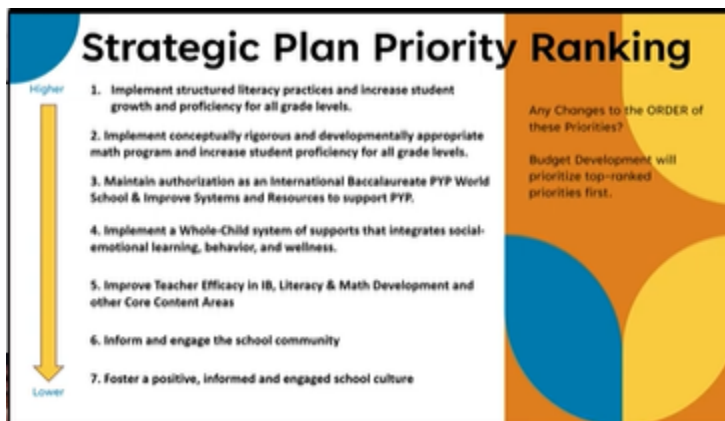
## f. Discussion Item 7: Ranking Strategic Plan Priorities

- The strategic plan priorities were ranked. The change was made to switch the order of our math strategic priority (1) with our literacy strategic priority (2).

### School Strategic Priorities

- Implement conceptually rigorous and developmentally appropriate math program and increase student proficiency for all grade levels.
- Implement structured literacy practices and increase student growth and proficiency for all grade levels.
- Maintain authorization as an International Baccalaureate PYP World School & Improve Systems and Resources to support PYP.
- Implement a Whole-Child system of supports that integrates social-emotional learning, behavior, and wellness.
- Improve Teacher Efficacy in IB, Literacy & Math Development and other Core Content Areas
- Inform and engage the school community
- Foster a positive, informed and engaged school culture

- ii. The team took action and approved the ranked Strategic Plan Priorities.



## V. Information Items

- a. **Principal's Report** (See Above) Principal White presented his report through tonight's Discussion Items.

## VI. Announcements

- a. **Next Go Team Meeting** - Thursday, January 26th, 2023 at 6:00 PM  
b. **Fall Fun Friday** - Friday, October 28th at BPA  
c. **Red Ribbon Week** - Red Ribbon Week is the Week of October 24-28. There are themed days for students to participate in every day of the week.  
d. **Book Character Dress Up Day** - As the culminating theme day of Red Ribbon Week, students can dress up as their favorite book character on Monday, October 31.

## VII. Adjournment

Motion made by: M. Williams; Seconded by: A. Beale-Smith  
**Motion Passes**

**ADJOURNED AT 7:32 PM**

---

**Minutes Taken By:** Morgan King Ray

**Position:** BPA Go Team Secretary

**Date Approved:**